

MA Secured Real Estate Income Fund

Asset Management

30 April 2024



Fund overview		
Fund size	\$75.9m	
NAV per unit	\$1.0000	
Weighted average duration ⁵	6.2 months	
% portfolio with capitalising interest	59%	
Funding of undrawn loan commitments	The Fund currently has \$13m available cash to meet c. \$4m of undrawn construction facilities	
Compliance	Target	Actual
Max LVR (approved limit/valuation)	<=65% per asset	65.0%
Weighted average LVR	<60%	59.3%
Median loan investment	<5%	4.5%
Borrower concentration	<25%	12.4%
Single loan concentration	<25%	12.4%
% portfolio that can be liquidated in 545 days	> 80%	100%

Target return

RBA Cash Rate + 5.00% p.a. (net of fees)

Monthly commentary

The Fund has 16 investments, nine of which are co-investments with other funds managed by the Manager.

The Fund's annualised distribution yield for the month of April 2024 was 9.39 p.a., which is 5.04% above the 4.35% RBA Cash Rate applied to the loans during the month (rate as at 1 April 2024). The Fund's total return since inception is 7.57% p.a.

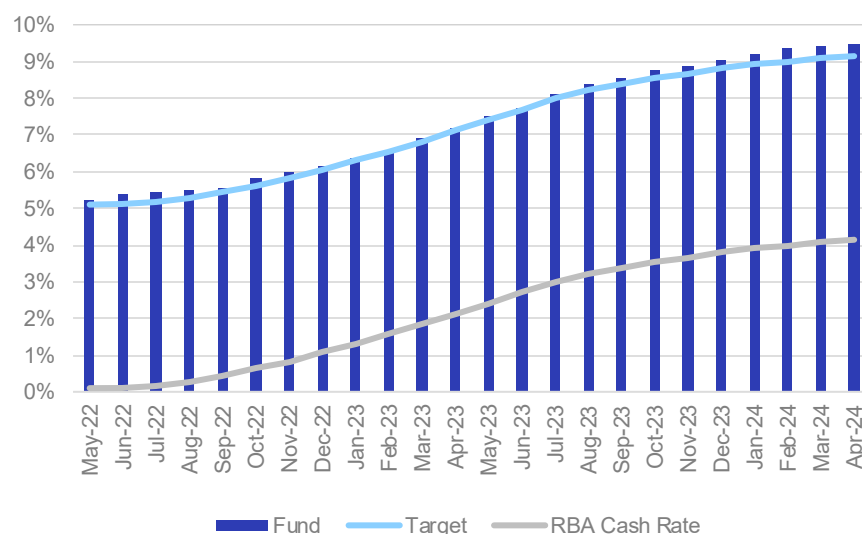
ASIC RG 45 Disclosure Benchmarks

There have been no changes to either the ASIC RG 45 Disclosure Benchmarks or Disclosure Principles subsequent to the issue of the Product Disclosure Statement (PDS) dated 1 October 2021.

An update against the Portfolio 'target' levels (Disclosure Principle 3) is included this report.

Fund performance

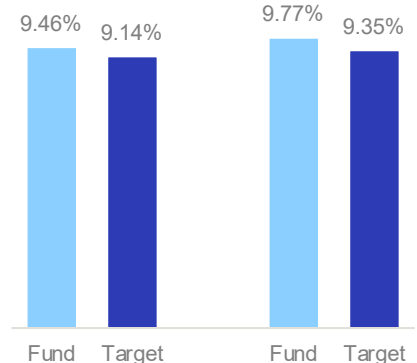
Trailing 12 months distribution yields



12 months



Calendar YTD



Total return (%)

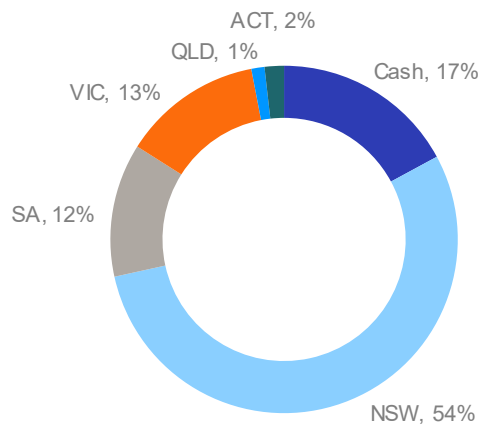
	1 month	3 months	6 months	1 year	2 years	3 years	Inception
Fund	0.77	2.37	4.92	9.88	8.66	-	7.57

Monthly total returns (%)

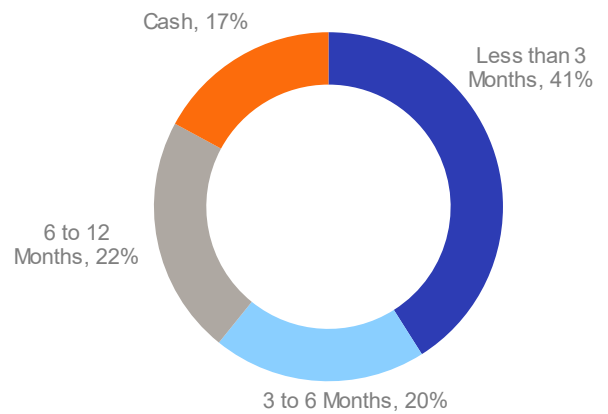
	Jan	Feb	Mar	Apr	May	Jun	Jul	Aug	Sep	Oct	Nov	Dec	CYTD
2024	0.88	0.79	0.79	0.77	-	-	-	-	-	-	-	-	3.27
2023	0.69	0.62	0.73	0.73	0.73	0.77	0.79	0.76	0.75	0.84	0.75	0.84	9.38
2022	0.45	0.40	0.43	0.42	0.44	0.53	0.47	0.48	0.56	0.66	0.63	0.68	6.31
2021	-	-	-	-	0.52	0.35	0.41	0.45	0.48	0.42	0.43	0.54	3.66

Portfolio snapshot⁴

State concentration

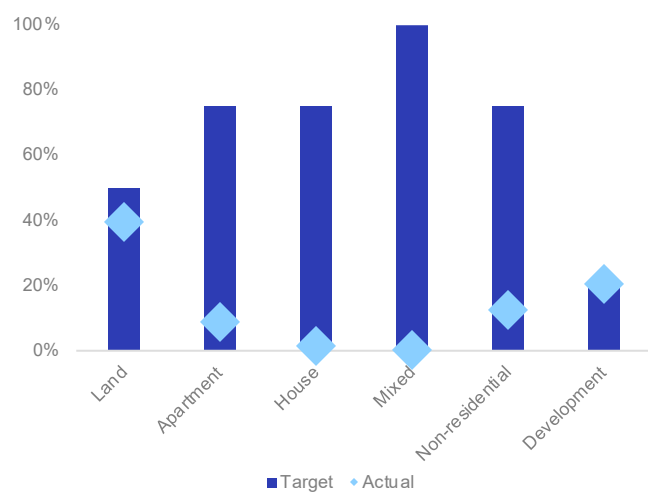


Legal maturity profile



Additional portfolio targets

Collateral type



Geography



Appendix: Loan book as at 30 April 2024

Location	Total loan limit	Total loan outstanding	Fund investment	% NAV	Maturity	Interest margin	LVR
Apartment							
1 Shellharbour City Centre (NSW)	\$21.51m	\$19.88m	\$6.88m	9.1%	Jun-24	7–9%	65%
Construction							
2 Gosford (NSW)	\$138.00m	\$83.95m	\$4.90m	6.5%	Apr-25	7–9%	64%
3 Surry Hills (NSW)	\$8.90m	\$7.24m	\$7.21m	9.5%	Jun-24	7–9%	41%
4 Wamboin (NSW)	\$5.65m	\$3.56m	\$3.55m	4.7%	Sep-24	5–6%	54%
House or house land lots							
5 Browns Plains (QLD)	\$0.93m	\$0.93m	\$0.93m	1.2%	Sep-24	6–8%	60%
Industrial							
6 Monarto South (SA)	\$24.70m	\$24.70m	\$9.43m	12.4%	Nov-24	6–8%	65%
Land commercial							
7 Box Hill (NSW)	\$9.95m	\$9.95m	\$1.22m	1.6%	Dec-23	7–9%	65%
8 Kensington (VIC)	\$5.10m	\$5.10m	\$1.00m	1.3%	Dec-24	6–8%	60%
9 Rathmines (NSW)	\$1.73m	\$1.43m	\$1.43m	1.9%	Mar-25	7–9%	36%
10 Rouse Hill (NSW)	\$7.80m	\$7.80m	\$5.80m	7.6%	May-24	6–8%	65%
Land residential							
11 Box Hill (NSW)	\$2.17m	\$2.04m	\$2.04m	2.7%	Sep-24	7–9%	48%
12 Campbell (ACT)	\$1.37m	\$1.37m	\$1.37m	1.8%	Sep-24	6–8%	65%
13 Exeter (NSW)	\$12.77m	\$12.99m	\$3.29m	4.3%	Jul-24	7–9%	61%
14 New Lambton (NSW)	\$1.14m	\$1.13m	\$1.13m	1.5%	Apr-24	8–9%	60%
15 Orange (NSW)	\$16.05m	\$15.39m	\$3.83m	5.1%	Aug-24	7–9%	62%
16 Sunbury (VIC)	\$9.26m	\$8.86m	\$8.86m	11.7%	Jun-24	6–8%	62%
Invested Portfolio			\$62.88m	82.9%			
Cash			\$12.97m	17.1%			
Total			\$75.85m	100.0%			

Investments under watch

Loan investments #7 and #14 are past Maturity Date and on Watch.

- Loan #7 – a Receiver has been appointed and is co-operating with the Borrowers efforts to refinance in 3rd week of May 2024, which if this does not occur in that week will pivot to a receiver run sale process. There are no concerns on recovery of investment or return.
- Loan #14 – an extension to the loan has been approved as at the date of this report.

Investment objective

The MA Secured Real Estate Income Fund (the Fund) provides investors regular monthly cash distributions and a strong risk adjusted return through exposure to a range of first mortgage loans secured by Australian residential and commercial property.

Investment strategy

The Fund provides investors with exposure to a range of first mortgage loans secured by Australian residential and commercial property by investing directly, or indirectly via third party originated special purpose trusts. The Fund may co-invest in loans with other MA Financial Group related trusts and entities. The Manager seeks investment opportunities that it considers offer an attractive risk adjusted return after application of its investment process. The Manager seeks to construct the portfolio with the following features:

- diversified lending base, with low underlying individual obligor exposure;
- predictable and resilient through the cycle returns;
- bias towards capital preservation and on minimising losses; and
- portfolio driven analysis that supports strong serviceability prospects.

Fund information	
Inception date	May 2021
Structure	Australian Unit Trust
Fund term	Open-ended fund
Fund currency	AUD
Minimum initial investment	\$10,000
Applications	Monthly
Redemptions	Monthly
Distributions	Monthly
Management fee	1.03% p.a. of the Net Asset Value
Performance fee	Nil
APIR code	MAA6243AU
Platform availability	Australian Money Market, Dash, HUB24, Macquarie Wrap, Mason Stevens, Netwealth, Powerwrap, Praemium

About MA Financial Group

We invest. We lend. We advise.

We are a global alternative asset manager specialising in private credit, core and operating real estate, hospitality, private equity and venture capital as well as traditional asset classes. We lend to property, corporate and specialty finance sectors and provide corporate advice.

Our investment teams have diverse skill sets and experience across a range of strategies and market conditions and are focused on delivering long-term growth. Our conviction runs deep and as testament to this we co-invest in many of our strategies alongside our clients, aligning our interests with theirs.

More information

The Target Market Determination for Units in the Fund is available free of charge on the Fund webpage:
mafinancial.com/au/invest/private-credit/masecured-real-estate-income-fund

For more information, please speak to your financial adviser or the MA Client Services team at:
E: clientservices@mafinancial.com
T: +61 2 8288 5594
mafinancial.com

ENDNOTES

1. RBA Cash Rate is reset and fixed on the first calendar day of the month.
2. Distribution yield is calculated at a point in time by annualising the sum of distributions over the period and dividing it by the ending NAV price. Distribution yield will fluctuate when the distribution amount or the unit price changes.
3. Past performance is not a reliable indicator of future performance. Performance returns are net of fees and expenses and assume tax is not deducted. It is calculated using Net Asset Value (NAV) prices assuming the reinvestment of all distributions. Performance returns for periods greater than 1 year are annualised. Performance inception date 1 May 2021.
4. Values may not add up due to rounding.
5. Duration is calculated using expected repayment date.

IMPORTANT INFORMATION

MAAM RE Ltd (ACN 135 855 186) (AFSL 335783) is the responsible entity (Responsible Entity) of the MA Secured Real Estate Income Fund ARSN 648 810 904 (Fund) and the issuer of the units in the Fund. The information contained in this document is of a general nature only and has been prepared without taking into account your objectives, financial situation or needs. Before making any investment decision you should consider obtaining professional investment advice that takes into account your personal circumstances and should read the current Product Disclosure Statement (PDS) of the Fund. The PDS for the Fund is available at www.mafinancial.com/asset-management/retail-funds/ma-secured-real-estate-income-fund/product-disclosure-statement/. Neither the Responsible Entity nor any member of the MA Financial Group Limited guarantees repayment of capital or any particular rate of return from the Fund. All opinions and estimates included in this document constitute judgments of the Responsible Entity as at the date of this document and are subject to change without notice.

Past performance is not a reliable indicator of future performance. The value or return of an investment will fluctuate and an investor may lose some or all of their investment. Whilst the Responsible Entity believes the information contained in these materials are based on reliable information, no warranty is given to its accuracy and persons relying on this information do so at their own risk. To the extent permitted by law, no liability is accepted for any loss or damage as a result of any reliance on this information. Statements contained in

this document that are not historical facts are based on expectations, estimates, projections, opinions and beliefs of the Responsible Entity as at the date of this document. Such statements involve known and unknown risks, uncertainties and other factors, and should not be relied upon in making an investment decision. These views may not necessarily reflect the views of any other entity in the MA Financial Group Limited. Any references in this document to targeted or projected returns of the Fund are targets only and may not be achieved. Investment in the Fund is subject to risk including possible delays in payment or loss of income and principal invested. This information is intended for recipients in Australia only.

The Responsible Entity's address is Level 27, Brookfield Place, 10 Carrington Street, Sydney NSW 2000. The Responsible Entity, its related bodies corporate, the Responsible Entity's directors and employees and associates of each may receive remuneration in respect of advice and other financial services provided by the Responsible Entity. The Responsible Entity has entered into various arrangements with MA Investment Management Pty Ltd in connection with the management of the Fund. In connection with these arrangements MA Investment Management Pty Ltd may receive remuneration or other benefits in respect of the financial services it provides. This document is issued by the Responsible Entity on a confidential basis and no part of this material may be reproduced or disclosed, in whole or in part without the prior written consent of the Responsible Entity.